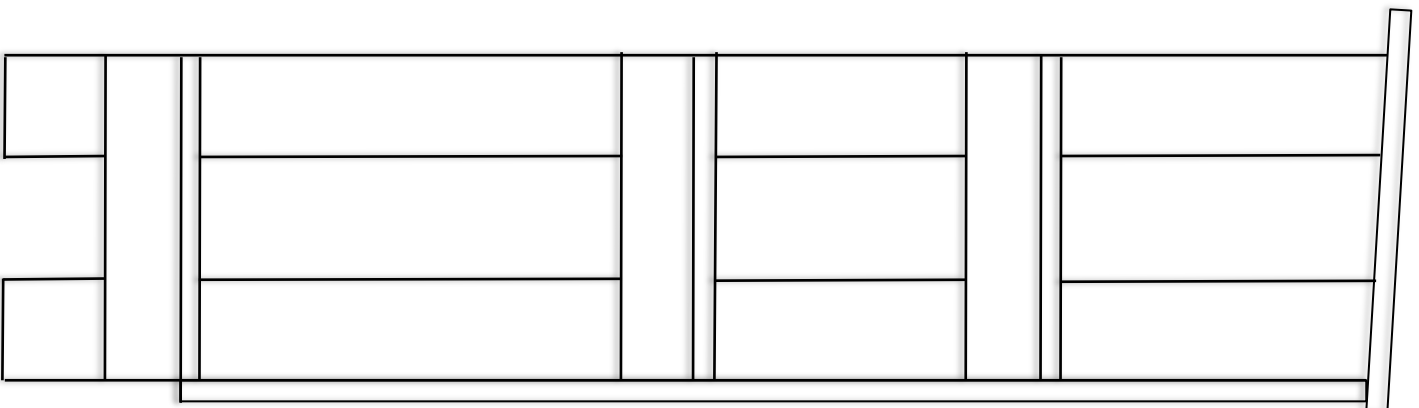
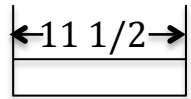
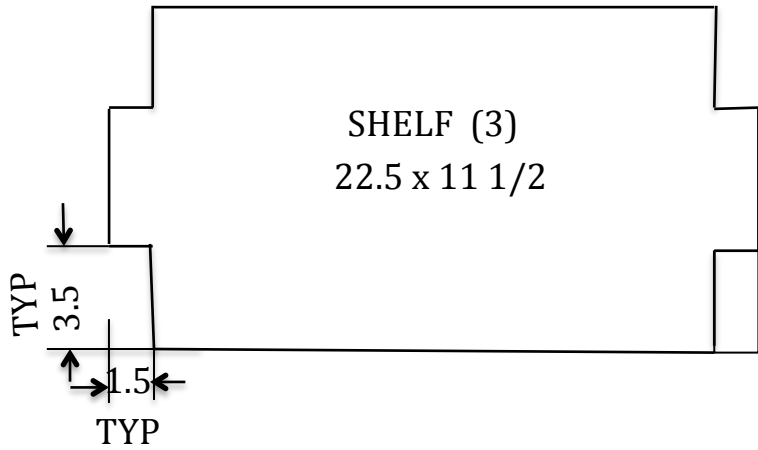

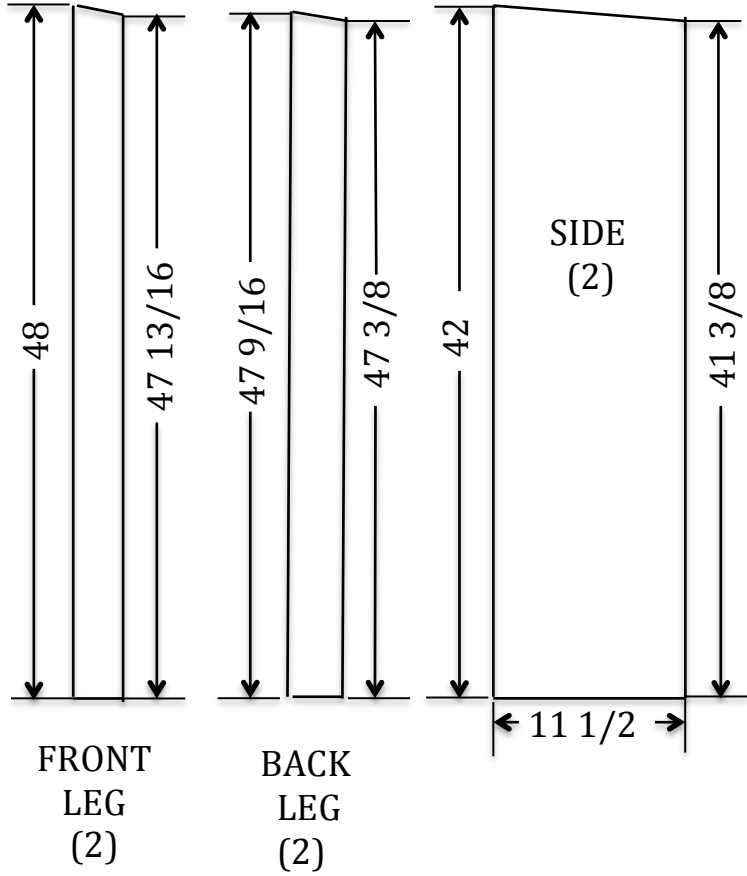



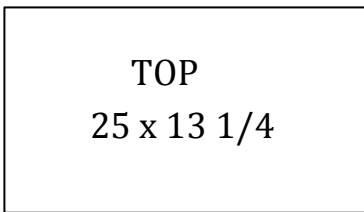
BLESSING BOX



SECTION A-A




SHELF SUPPORT (6)



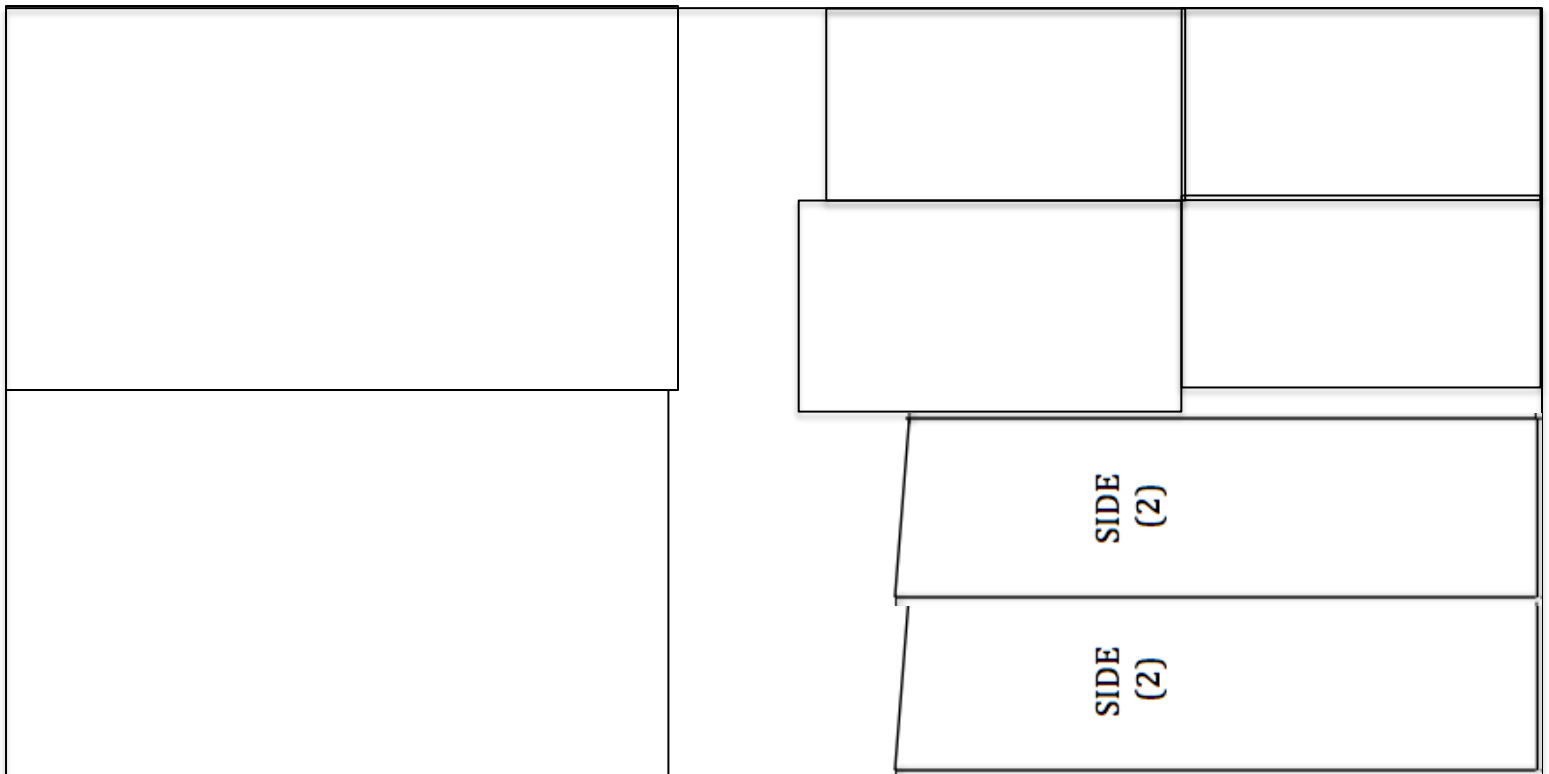
BILL OF MATERIAL

- 1 4 X 8 X 3/4 PRESSURE TREATED PLYWOOD (FOR DOOR, BACK, TOP, 2 SIDES AND 3 SHELVES)
- 2 2 X 4 X 8' PRESSURE TREATED (FOR 2 FRONT AND 2 BACK LEGS)
- 1 2 X 3 X 8' FOR 6 SHELF SUPPORTS
- 3 4" TEE HINGES FOR DOOR HOME DEPOT SKU 276160 2-PACK FOR \$9.97
- 2 CHEST LATCHES FOR DOOR HOME DEPOT SKU 1002316512 2-PACK FOR \$3.34
- 1 4" (DRAWER PULL) HANDLE FOR DOOR HOME DEPOT SKU 408767 \$2.98
- 1 1 LB BOX 2" CERAMIC DECK SCREWS HOME DEPOT SKU 1003274845 \$9.47
- 1 1 LB BOX 3" CERAMIC DECK SCREWS HOME DEPOT SKU 1003274867 \$9.47



NOTES

- 1 TOP OVERHANGS 1/2" ON SIDES AND BACK
- 2 HARDWARE FROM HOME DEPOT IS SUGGESTED ONLY, MAY SUBSTITUTE
- 3 APPLY STAIN TO PRESSURE TREATED MATERIAL WHEN DRY. PAINT WILL PEEL.
- 4 WEAR A FACE MASK AND GLOVES WHEN CUTTING AND HANDLING PRESSURE TREATED MATERIAL.
- 5 AVOID LEAVING ANY GAPS OR OPENINGS THAT WOULD ALLOW MICE TO ENTER
- 6 SELECT A SHEET OF PLYWOOD THAT IS FLAT TO INSURE PROPER FIT OF PARTS





DESIGN BY
JOHN CONKLIN
203 VANBURGER RD.
OWEGO, NY 13827



DRAWING BY
LEE MOUNT
88 GULF BRIDGE ROAD
WEST MONROE, NY 13167
315 668 7175