

UPPER NEW YORK CONFERENCE OF THE UNITED METHODIST CHURCH
UNAUDITED INCOME STATEMENT (OPERATIONS)
YEAR END 2022

REVENUE

Ministry Shares	7,292,140	
Camping Revenue	2,022,613	
Registration Fees	52,918	
Interest	15,934	
Draw on Designated/Restricted Funds	331,348	
Donations	205,286	
Grants	75,470	
Other	35,426	
Total		10,031,135

EXPENSES

GCFA General Apportionments	1,784,874	
Connectional Ministries	924,705	
Camp & Retreat	2,646,859	
Ministerial Support	342,746	
Cabinet/Districts	2,085,839	
Administrative Services	1,973,845	
Total		9,758,868

OPERATING SURPLUS/(DEFICIT)

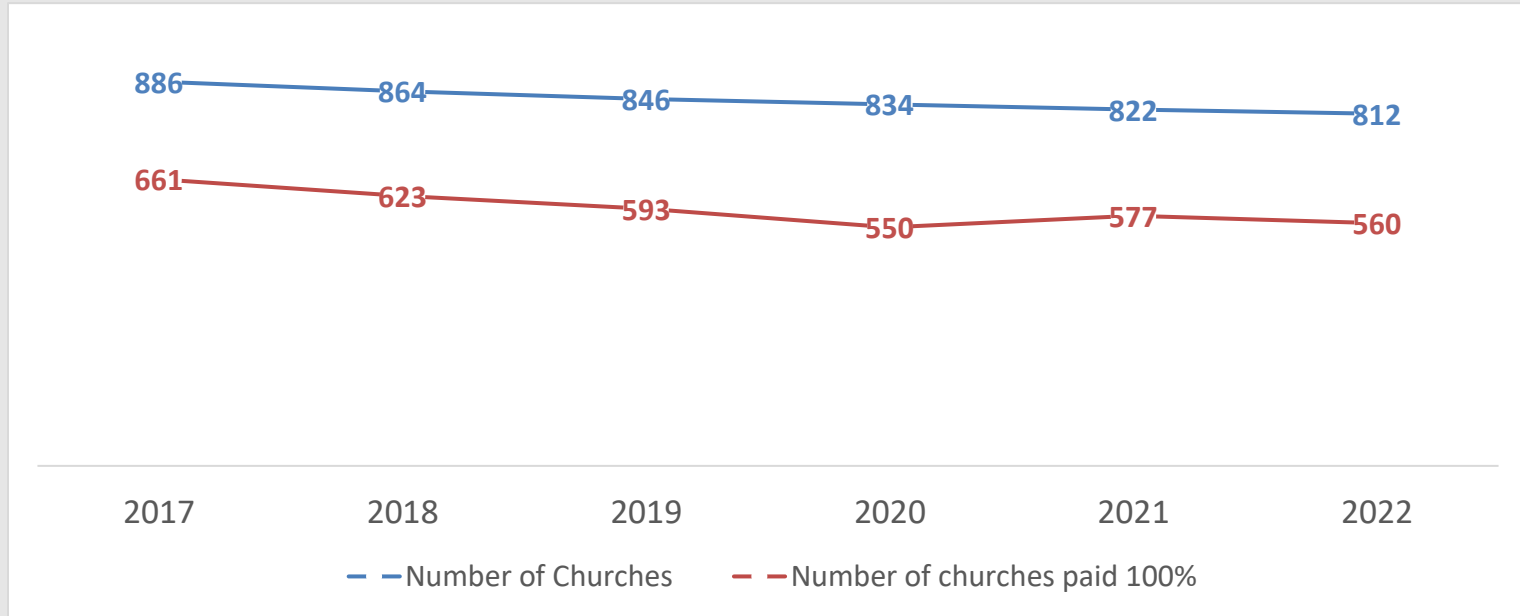
272,267



Together!

Living the Gospel. Being God's love.
Annual Conference 2023

Total Churches and Those Paying 100%



Together!

Living the Gospel. Being God's love.
Annual Conference 2023

**UPPER NEW YORK CONFERENCE OF THE UNITED METHODIST CHURCH
MINISTRY SHARE BUDGET (PROPOSED)
2024**

	2021 Unaudited	2022 Unaudited	2023 Budget	2024 Total Program Costs	2024 Other Revenue/Adjust	2024 Ministry Share Budget	B24 vs B23
Total General Church & Conference Ministries	\$9,466,287	\$9,125,000	\$94,000	\$12,384,266	\$3,784,266	\$86,000	(\$800,000)



UPPER NEW YORK ANNUAL CONFERENCE OF THE UMC
CHILD VICTIMS ACT EXPENSES
AS OF 12/31/22

CVA related costs as of 12/31/22	\$2,500,000	(currently a negative fund balance on our books)
BSA approved not yet recorded	<u>\$1,250,000</u>	(waiting on GCFA request for payment)
Total	<u><u>\$3,750,000</u></u>	

Balance of legal cases to be settled ????? 13 Cases remainig

Expect settlement of cases to extend at least a few more years with total cost uncertain



AUDITED COMBINED FINANCIAL STATEMENTS

COMBINED STATEMENT OF FINANCIAL POSITION

December 31, 2020

	ASSETS					
	General Funds	Investment Funds	Trustee Funds	CBOPH Funds	3rd Party Funds	Combined
ASSETS						
Cash and Cash Equivalents	\$ 8,050,113	\$ 0	\$ 0	\$ 0	\$ 0	\$ 8,050,113
Investments	0	10,524,528	711,638	36,889,888	0	48,126,054
Investments - Custodial Accounts	0	0	202,509	0	0	202,509
Notes Receivable	0	0	63,016	0	0	63,016
Receivables - Benefits, Insurance and Other	467,588	0	182,390	72,113	0	722,091
Prepaid Expenses and Other Assets	20,840	0	0	0	0	20,840
InterConference Funds	2,597,170	(10,524,528)	4,766,985	3,044,428	115,945	0
Property and Equipment - Net	5,978,910	0	5,289,308	0	0	11,268,218
TOTAL ASSETS	\$ 17,114,621	\$ -	\$ 11,215,846	\$ 40,006,429	\$ 115,945	\$ 68,452,841
	LIABILITIES AND NET ASSETS					
LIABILITIES						
Accounts Payable and Accrued Expenses	\$ 2,544,337	\$ 0	\$ 0	\$ 26,921,060	\$ 0	\$ 29,465,397
Deferred Income	68,222	0	0	0	0	68,222
Pass-Through Liabilities	555	0	0	0	0	555
TOTAL LIABILITIES	2,613,114	0	0	26,921,060	0	29,534,174
NET ASSETS						
Without Donor Restrictions						
Undesignated	1,209,637	0	469,479	9,819,363	0	11,498,479
Undesignated - PPE	5,978,910	0	5,289,308	0	0	11,268,218
Designated	2,621,439	0	2,801,047	1,136,712	115,945	6,675,143
	9,809,986	0	8,559,834	10,956,075	115,945	29,441,840
With Donor Restrictions						
Purpose Restrictions	3,408,235	0	1,689,145	147,561	0	5,244,941
Perpetual in Nature	1,283,286	0	966,867	1,981,733	0	4,231,886
	4,691,521	0	2,656,012	2,129,294	0	9,476,827
TOTAL NET ASSETS	14,501,507	0	11,215,846	13,085,369	115,945	38,918,667
TOTAL LIABILITIES AND NET ASSETS	\$ 17,114,621	\$ -	\$ 11,215,846	\$ 40,006,429	\$ 115,945	\$ 68,452,841

Together!

Living the Gospel. Being God's love.
Annual Conference 2023

**UPPER NEW YORK ANNUAL CONFERENCE OF THE UMC
UNRESTRICTED NET ASSET BALANCE
2020 & 2022**

	<u>2020 (Audited)</u>			<u>2022 (Unaudited)</u>		
	Unrestricted/ Designated (without Property or HRA)			Unrestricted/ Designated (without Property or HRA)		
General	\$4,478,983	24%	General	\$7,046,329	27%	Most of increase resulting from PPP loans and NBF
Trustee	\$3,270,526	17%	Trustee	\$3,744,905	14%	
BOPH	<u>\$10,956,075</u>	59%	BOPH	<u>\$15,149,353</u>	58%	Increase related to market and HRA funding reduction
Total Assets	\$18,705,584		Total Assets	\$25,940,587		

Allocation is based on pro-rata share of each funds unrestricted balances

The unaudited percentages are not significantly different in 2022 as compared to 2020
Therefore CFA supports using the **Audited** figures as an allocation base



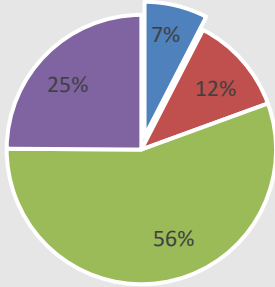
**UPPER NEW YORK ANNUAL CONFERENCE OF THE UMC
UNRESTRICTED NET ASSET BALANCE DETAIL
2020**

<u>Trustees</u>		<u>General</u>		<u>Pension & Health</u>	
General	247,797.00	general	1,890,611.00	General	
Parsonage/Conf. Bldg support	388,113.00	District and Block grants	259,323.00	Pension/Health	10,956,705.00
Loan Security - Churches	1,820,192.00	Camping	1,136,071.00		
Closed churches	814,424.00	Disaster Relief	338,743.00		
		Moving Fund	175,338.00		
Total	3,270,526.00	New Beginnings Fund	138,361.00		
		Sustentation	107,290.00		
		Episcopal Funds	86,459.00		
		Lay Servant	51,213.00		
		Boom	57,905.00		
		Other	237,669.00		
		Total	4,478,983.00		



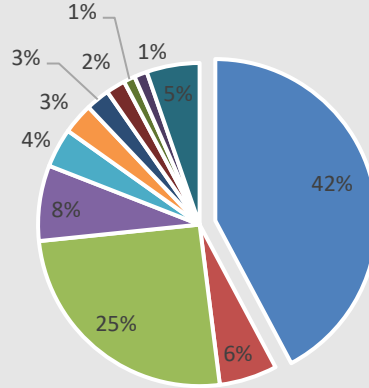
TRUSTEES

- General
- Parsonage/Conf. Bldg support
- Loan Security - Churches
- Closed churches



GENERAL

- general
- District and Block grants
- Camping
- Disaster Relief
- Moving Fund
- New Beginnings Fund
- Sustentation
- Episcopal Funds
- Lay Servant
- Boom
- Other



PENSION & HEALTH

- General Pension/Health



Together!

Living the Gospel. Being God's love.
Annual Conference 2023

**UPPER NEW YORK ANNUAL CONFERENCE OF THE UMC
CRSP-DB, MPP AND PRE-82 ANNUITIES**

	January 1, 2021 for 2023	January 1, 2022 for 2024	
From Wepath Corridor Funding Plan (MPP & CRSP)			
Actuarial Value of Assets	6,960,208,619	7,587,882,433	
Funding Liabilities	<u>(5,765,554,239)</u>	<u>(5,950,579,387)</u>	
Funded Status	1,194,654,380	1,637,303,046	Denomination wide
Funded Ratio	120.72%	<u><u>127.52%</u></u>	

Wepath March 2023 Report (Pre-82)

Actuarial Value of Assets	52,522,916	52,379,779	
Funding Liabilities	<u>(47,613,587)</u>	<u>(45,507,704)</u>	
Funded Status	4,909,329	6,872,075	
Funded Ratio	110.31%	<u><u>115.10%</u></u>	

**Accounts for 5% increase in PSR
being recommended by BOPH**

Together!

Living the Gospel. Being God's love.
Annual Conference 2023

**UPPER NEW YORK CONFERENCE OF THE UNITED METHODIST CHURCH
BOARD OF PENSION AND HEALTH SURPLUS/(DEFICIT)
2016-2022**

	Interest and FMV Change in Investments	Net Deficit without investments	Surplus/(Deficit)	Pre-82 Pymt	HRA Liab Est. change	Final Surplus/Deficit
2016	\$1,601,398	(\$1,078,855)	\$522,543			\$522,543
2017	\$5,647,773	(\$1,486,809)	\$4,160,964			\$4,160,964
2018	(\$1,714,995)	(\$1,467,551)	(\$3,182,546)	(\$2,533,900)		(\$5,716,446)
2019	\$5,634,526	(\$271,764)	\$5,362,762			\$5,362,762
2020	\$5,435,749	(\$644,721)	\$4,791,028		(\$5,087,913)	(\$296,885)
2021-Unaudited	\$2,800,518	(\$600,779)	\$2,199,739		\$2,819,423	\$5,019,162
2022-Unaudited	(\$6,078,150)	(\$495,882)	(\$6,574,032)		\$5,500,000	(\$1,074,032)
Totals	\$13,326,819	(\$6,046,361)	\$7,280,458	(\$2,533,900)	\$3,231,510	\$7,978,068
Average 7 Year amount	\$1,903,831	(\$863,766)	\$1,040,065			\$1,139,724



UPPER NEW YORK ANNUAL CONFERENCE OF THE UMC
UNRESTRICTED NET ASSET BALANCE
2020

2020 (Audited)

	Unrestricted/ Designated (without Property or HRA)	
General	\$4,478,983	24%
Trustee	\$3,270,526	17%
BOPH	<u>\$10,956,075</u>	59%
Total Assets	\$18,705,584	



Together!

Living the Gospel. Being God's love.
Annual Conference 2023