



Wespath

BENEFITS | INVESTMENTS

DENTAL CARE

Finding a Dentist in the DHMO*



Here are some quick instructions on looking up a dentist in the DHMO.

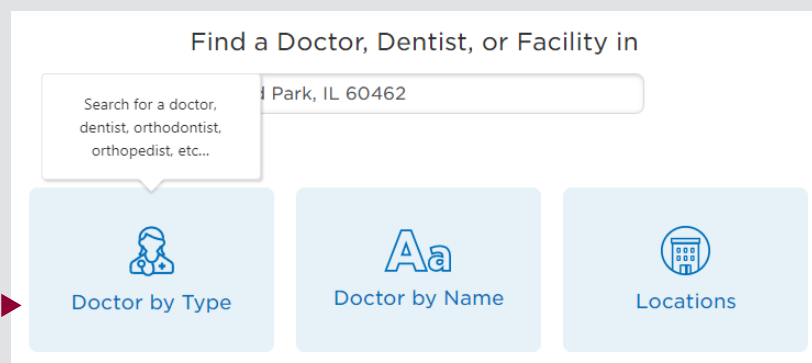
1. Go to www.cigna.com
2. Click on “Find a Doctor, Dentist or Facility”

 Find a Doctor, Dentist or Facility

3. Click “Employer or School”



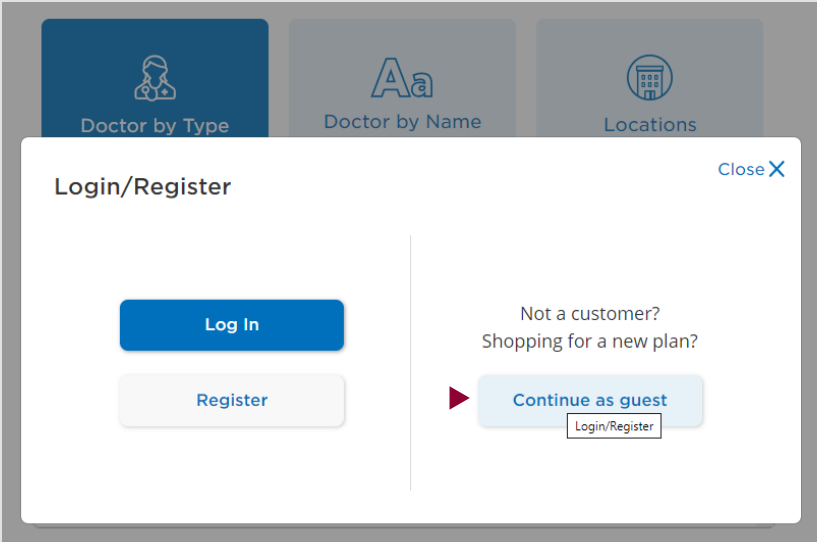
4. Enter zip code and click “Doctor by Type”



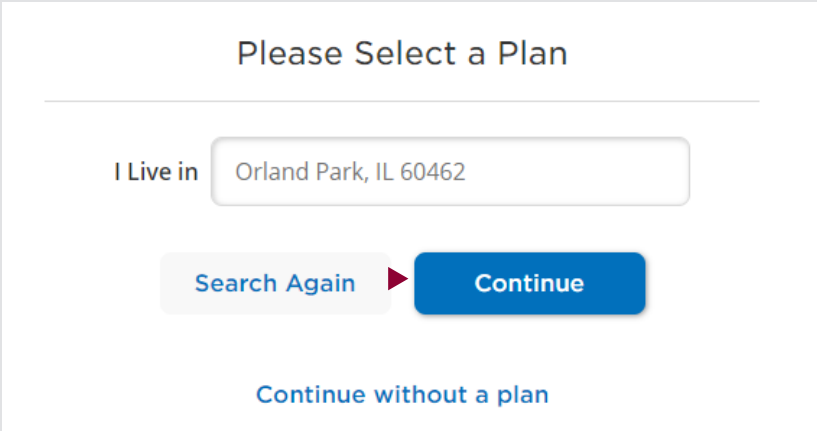
(continued)

*DHMO: Dental Health Maintenance Organization

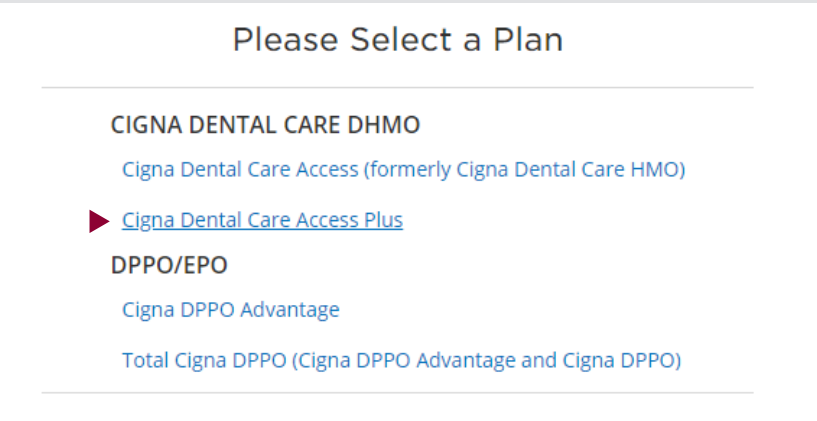
- 5. Select **“Dentist”**
- 6. On the Login/Register pop-up, click **“Continue as Guest”**



- 7. Click **“Continue”**



- 8. Click **“CIGNA Dental Care Access Plus”**



Dentists in the network within 25 miles of your zip code will be displayed.